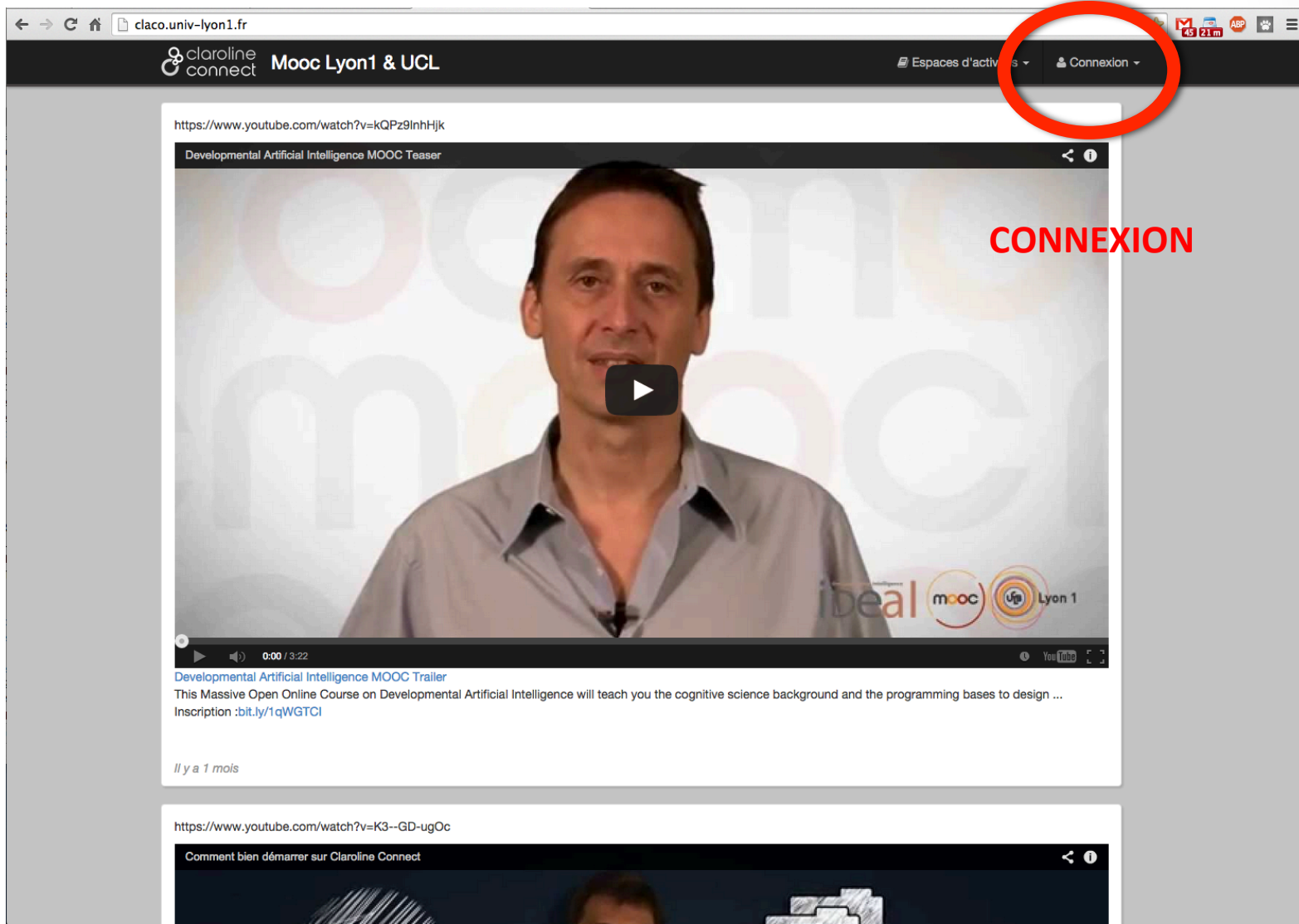


LIF3 : Entraînement entre les TDs

Marie.lefevre@liris.cnrs.fr

Plateforme Claroline Connect : <http://claco.univ-lyon1.fr/>



The screenshot displays the Claroline Connect platform interface. At the top, the browser address bar shows the URL <http://claco.univ-lyon1.fr/>. The platform header includes the Claroline Connect logo, the text "Mooc Lyon1 & UCL", and navigation options "Espaces d'activités" and "Connexion". The "Connexion" link is circled in red. The main content area features a video player with the URL <https://www.youtube.com/watch?v=kQPz9lnHjK> and the title "Developmental Artificial Intelligence MOOC Teaser". The video player shows a man speaking, with a play button overlay. To the right of the video player, the word "CONNEXION" is written in red. Below the video player, there is a description: "Developmental Artificial Intelligence MOOC Trailer. This Massive Open Online Course on Developmental Artificial Intelligence will teach you the cognitive science background and the programming bases to design ...". The description includes an inscription link: [Inscription :bit.ly/1qWGTCI](http://bit.ly/1qWGTCI). Below the description, it says "Il y a 1 mois". At the bottom, another video player is partially visible with the URL <https://www.youtube.com/watch?v=K3--GD-ugOc> and the title "Comment bien démarrer sur Claroline Connect".

Connexion

← → 🏠 claco.univ-lyon1.fr/login ☆ 4G 15 m 📶

claroline connect Mooc Lyon1 & UCL Espaces d'activités - Connexion -

Connexion

Nom d'utilisateur ou email

mlfevre

Mot de passe (Mot de passe oublié ?)

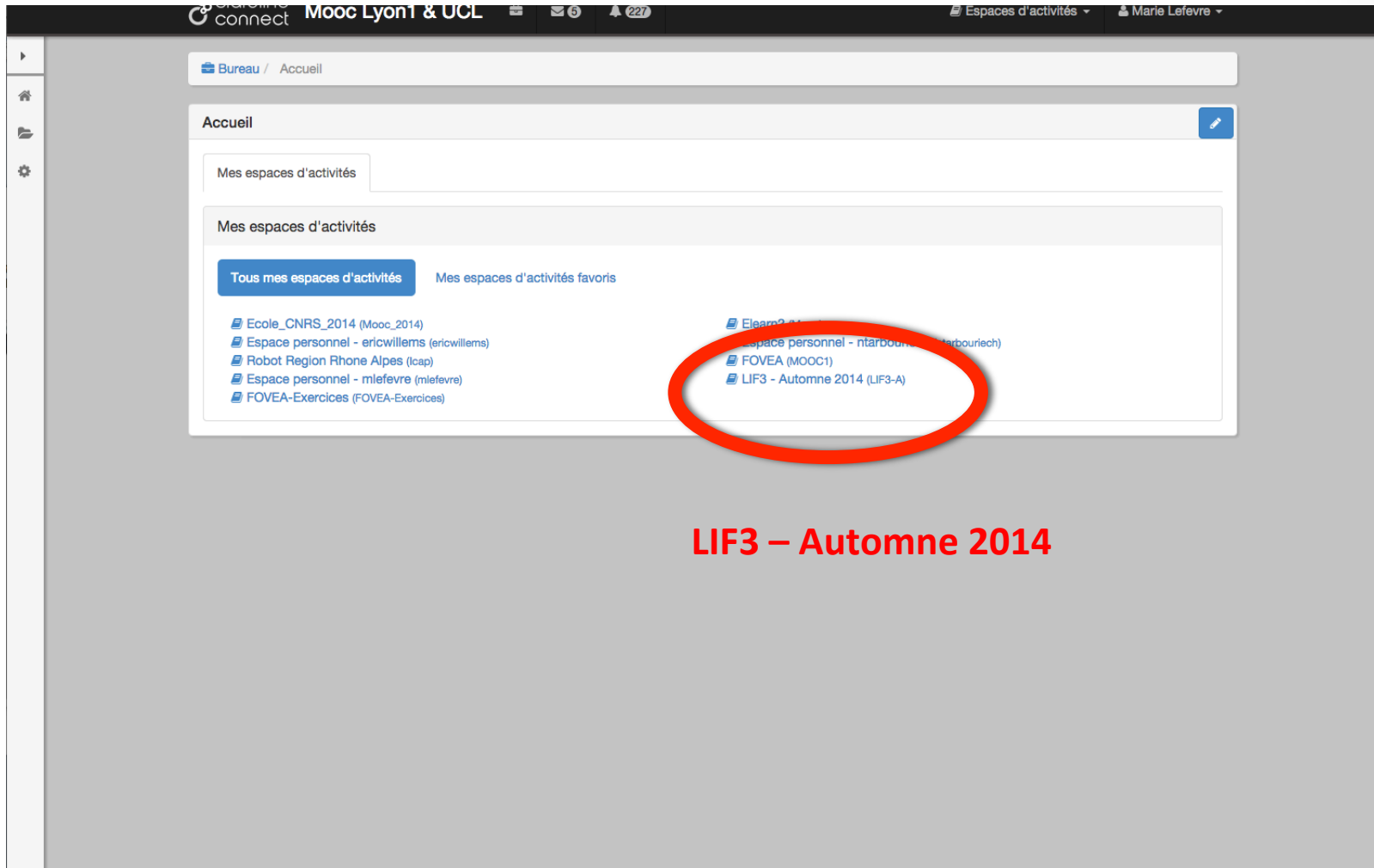
.....

Se souvenir de moi

Connexion Connexion

Mooc Lyon1 - Elearn² - FOVEA Développé par Claroline FR

Espace d'activités LIF3



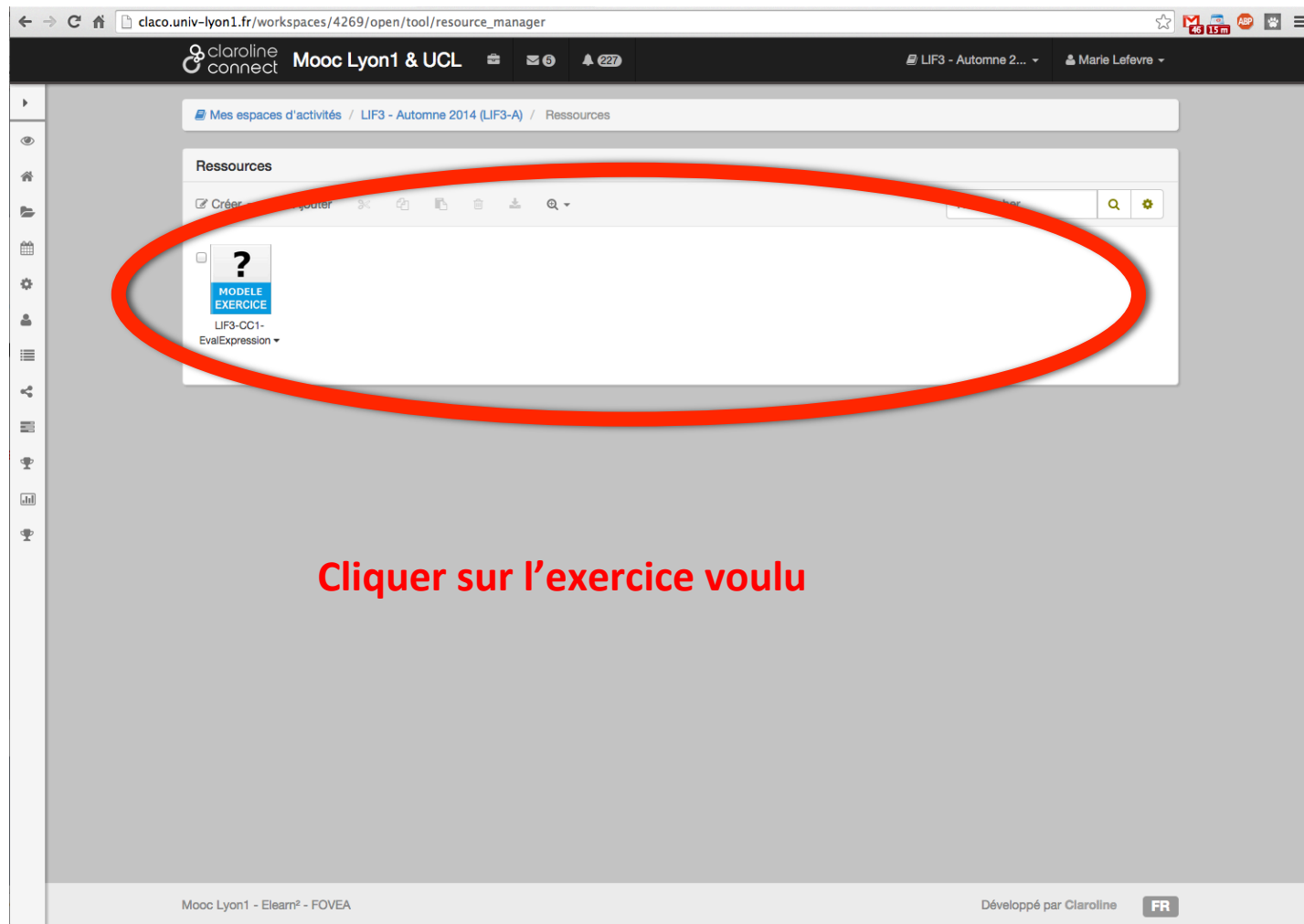
The screenshot displays the user interface of the Mooc Lyon1 & UCL platform. At the top, the navigation bar includes the 'connect' logo, the text 'Mooc Lyon1 & UCL', and the user's name 'Marie Lefevre'. Below this, a breadcrumb trail shows 'Bureau / Accueil'. The main content area is titled 'Accueil' and features a section for 'Mes espaces d'activités'. This section contains two tabs: 'Tous mes espaces d'activités' (selected) and 'Mes espaces d'activités favoris'. A list of activity spaces is displayed, including 'Ecole_CNRS_2014 (Mooc_2014)', 'Espace personnel - ericwillems (ericwillems)', 'Robot Region Rhone Alpes (lcap)', 'Espace personnel - miefevre (miefevre)', 'FOVEA-Exercices (FOVEA-Exercices)', 'Elearn2014 (Elearn2014)', 'Espace personnel - ntardouin (ntardouin)', 'FOVEA (MOOC1)', and 'LIF3 - Automne 2014 (LIF3-A)'. The 'LIF3 - Automne 2014 (LIF3-A)' entry is circled in red. Below the screenshot, the text 'LIF3 – Automne 2014' is written in red.

LIF3 – Automne 2014

Dossier ressources

The screenshot displays the Mooc Lyon1 & UCL interface. The browser address bar shows the URL `claco.univ-lyon1.fr/workspaces/4269/open/tool/home`. The page header includes the 'claroline connect' logo and 'Mooc Lyon1 & UCL'. The user is logged in as 'Marie Lefevre' in the 'LIF3 - Automne 2...' course. The breadcrumb trail indicates the current location: 'Mes espaces d'activités / LIF3 - Automne 2014 (LIF3-A) / Accueil'. The main content area is titled 'Accueil' and contains sections for 'Informations' and 'Test'. A vertical sidebar on the left contains several icons, with the 'Ressources' icon (a book) circled in red. The footer contains the text 'Mooc Lyon1 - Elearn² - FOVEA' and 'Développé par Claroline' with a 'FR' language selector.

Liste des exercices



The screenshot shows a web browser window with the URL `claco.univ-lyon1.fr/workspaces/4269/open/tool/resource_manager`. The page header includes the Claroline logo and 'Moc Lyon1 & UCL'. The main content area is titled 'Ressources' and contains a list of items. A red oval highlights a resource card with a question mark icon, the text 'MODELE EXERCICE', and the identifier 'LIF3-CC1-EvalExpression'. Below the resource list, the text 'Cliquer sur l'exercice voulu' is written in red. The footer of the page contains 'Moc Lyon1 - Elearn² - FOVEA' and 'Développé par Claroline FR'.

Plateforme CLAIRE

**Cliquez sur mes tentatives
pour voir la liste de tous les
exercices**

The screenshot shows a web browser window with the URL `claire.univ-lyon1.fr/claire_exercice/front/#/learner/model/2`. The browser's address bar and the top navigation bar are circled in red. The navigation bar contains the text "Mes tentatives" on the left and the "claroline connect" logo on the right. Below the navigation bar is a blue header with "Mes tentatives" and a checkmark icon. The main content area shows a list of exercises, with the first one, "LIF3-CC1-EvalExpression" by "Marie Lefevre", circled in red. A red circle also highlights the "Retour vers Claroline Connect" link in the bottom right corner.

Mes tentatives

Mes tentatives

LIF3-CC1-EvalExpression Marie Lefevre ↻

L'exercice que vous avez choisi

Retour vers Claroline Connect

Plateforme CLAIRE

The screenshot shows a web browser window with the URL `claco.univ-lyon1.fr/claire_exercise/front/#/learner/model/2`. The page header includes the text "Mes tentatives" and the "claroline connect" logo. Below the header, there is a blue navigation bar with a checkmark icon, the text "LIF3-CC1-EvalExpression", the name "Marie Lefevre", and a refresh icon. The main content area displays a list of exercises, each with a refresh icon. The first exercise, "Exercice 1", has a sub-section titled "Aucune réponse postée pour cette tentative".

Mes tentatives

Mes tentatives

LIF3-CC1-EvalExpression Marie Lefevre

Exercice 1

Aucune réponse postée pour cette tentative

Exercice 2

Exercice 3

Exercice 4

Nouvel exercice de ce type

Refaire cet exercice précisément

Plateforme CLAIRE

The screenshot shows a web browser window with the URL `claco.univ-lyon1.fr/claire_exercise/front/#/learner/model/2`. The page header includes navigation icons, a search bar, and the 'claroline connect' logo. Below the header, there is a blue bar with the text 'Mes tentatives'. The main content area is titled 'LIF3-CC1-EvalExpression' and 'Marie Lefevre'. It displays a list of exercises: 'Exercice 1', 'Exercice 2', 'Exercice 3', and 'Exercice 4'. Under 'Exercice 1', it says 'Aucune réponse postée pour cette tentative'. A red circle highlights a pencil icon in the right column of the 'Exercice 1' row. To the right of the screenshot, the text 'Voir les réponses précédentes' is written in red.

**Voir les
réponses
précédentes**

Les exercices

Mes tentatives claroline connect

LIF3-CC1-EvalExpression

Consigne : Evaluer les expressions suivantes :

`(cons '(a b) '(c (d b)))`

- (a b c d b)
- (c (d b) (a b))
- (a b c (d b))
- ((a b) c (d b))
- ((a b) (c (d b)))

L'exercice

Valider & Refaire

Plusieurs questions

Refaire Valider C 1 2 3

La correction d'une question

← → ↻ 🏠 claco.univ-lyon1.fr/claire_exercice/front/#/learner/attempt/19 ☆ 50 4h ABP 🐾 ☰

Mes tentatives caroline connect

LIF3-CC1-EvalExpression

Consigne : Evaluer les expressions suivantes :

| | Solution |
|--|--|
| <input checked="" type="radio"/> (a b c d b) | <input type="radio"/> (a b c d b) |
| <input checked="" type="radio"/> (c (d b) (a b)) | <input type="radio"/> (c (d b) (a b)) |
| <input checked="" type="radio"/> (a b c (d b)) | <input type="radio"/> (a b c (d b)) |
| <input type="radio"/> ((a b) c (d b)) | <input checked="" type="radio"/> ((a b) c (d b)) |
| <input checked="" type="radio"/> ((a b) (c (d b))) | <input type="radio"/> ((a b) (c (d b))) |

Votre score : 0%

Retour ↻ 1 2 3